



la marzocco


handmade in florence

La Marzocco Technical Bulletin #103


Pump Cable with Waterproof Connector

We would like to inform of the new pump cord connector E.4.044. This improvement will guarantee an easier and faster installation of the machine or pump motor replacement. Below is a quick instruction guide related to the quick connection between the water pump and the espresso coffee machine:


Connection nr. 1 - LINE / FASE Connection nr.2 - NEUTRAL / FASE Connection nr.3 - EMPTY / VUOTO
Earth Connection - EARTH / TERRA




View of the connectors (Fig.1)



Cable connection (Fig.2)



Cable fastening (Fig.3)



This component has been included in production beginning with machines SN:
PB002227 GB013553 ST002080 L045767

Please do not hesitate to contact us with any further questions: Solutions@lamarzoccousa.com

Thank you,
La Marzocco Product Management

All the previous Tech Bulletins, Video instructions and a wide range of La Marzocco technical documentation can be found here: [La Marzocco Solutions Center](#).